

This work was prepared by me or under my supervision, and construction of this project will be under my supervision.
Separation of construction is defined in Section 1.205 of the Rules & Regulations of the Board of Professional Engineers, Architects and Surveyors of the State of Wisconsin.
This drawing is an instrument of service prepared specifically for this project. The Architect is the author and retains all intellectual property rights herein.

© 2015 Isthmus Architecture, Inc.

Rehabilitation of
OLIN TERRACE
Martin Luther King Jr. Blvd.
Madison, WI 53703

Proj. No.: 1509.01

Scale: NOTED

Drawn By: pr/jp

Date: 02/10/2016

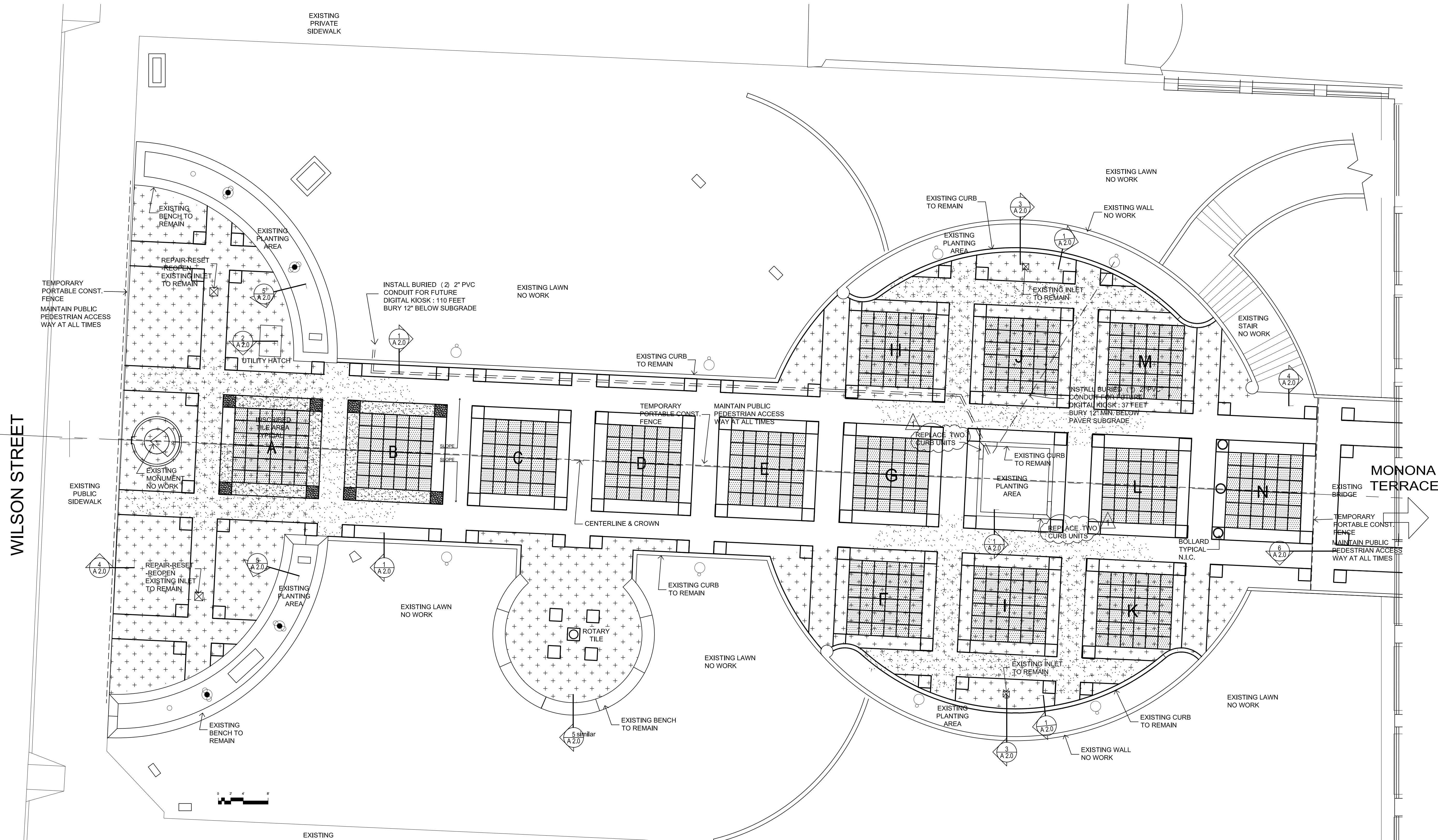
Rev. Date: 04/13/2016

REFERENCE PLAN

Sheet Title

Sheet No:

A1.0



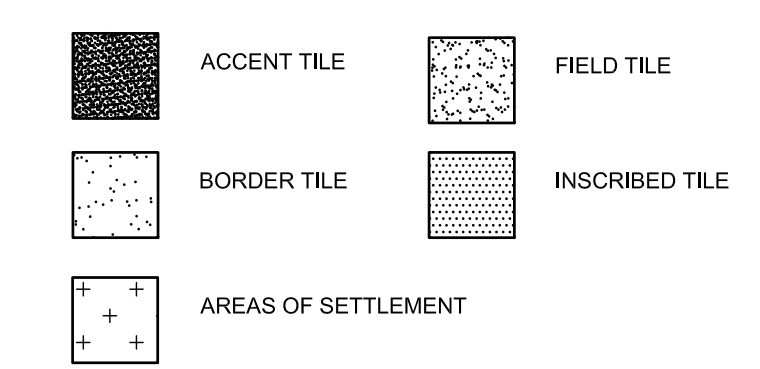
1 TERRACE PAVING - REFERENCE SITE PLAN

Scale: 1/8"=1'-0"

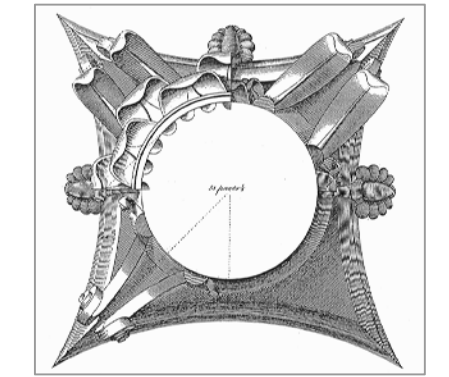
REHABILITATION NOTES

- FIELD VERIFY, MEASURE, AND DOCUMENT EXISTING PAVING CONDITIONS PRIOR TO DISMANTLE. CONTACT DIGGERS HOTLINE TO MARK ALL UTILITIES PRIOR.
- PROTECT EXISTING LANDSCAPE AND TURF. RESTORE ANY DAMAGED PLANTING.
- FOR INSCRIBED TILES REFER TO DIRECTORY INCLUDED IN DRAWINGS.
- FURNISH AND INSTALL TEMPORARY PLYWOOD PROTECTION IN AREAS SUBJECT TO DISURBANCE OR DAMAGE DURING PROJECT.
- CAREFULLY REMOVE AND PROTECT CONCRETE BENCHES. REINSTALL IN ORIGINAL LOCATIONS AT END OF PROJECT.
- CAREFULLY REMOVE PAVER TILES AS REQUIRED TO PERFORM REHABILITATION WORK. PROTECT REMOVED TILES FROM DAMAGE AND VANDALISM FOR REINSTALLATION. DISCARD TILES THAT ARE DAMAGED AND REPLACE WITH NEW TILES TO MATCH EXISTING.
ADD BEDDING SAND ONLY TO RESTORE POSITIVE DRAINAGE. NO REMOVAL OF BEDDING SAND OR BASE IS INTENDED EXCEPT WHERE NEW CONDUIT IS TO BE BURIED. FOR QUANTITY, INCLUDE 3" COMPACTED SAND BEDDING IN AREAS OF SETTLEMENT AS DESIGNATED ON DRAWING.
- RE-ALIGN AND RE-LEVEL ALL EXISTING PRE-CAST CURB AS NEEDED PRIOR TO RE-INSTALLING PAVERS.
- TILE CLEANING: INSCRIBED TILES ARE TO BE CLEANED BEFORE REINSTALLATION. CLEAN USING THE GENTLEST MEANS, BEGINNING WITH A SPONGE AND WATER WITH DETERGENT, WORKING TOWARD A STRONGER SOLUTION AS REQUIRED TO CLEAN WITHOUT PERMANENTLY DAMAGING THE SURFACE. PREPARE MOCKUP FOR APPROVAL BY ARCHITECT PRIOR TO CLEANING OPERATION.
- PROTECT EXISTING INLETS - FLUSH / CLEANOUT ALL DRAIN LINES AT END OF PAVER WORK. CLEAN UP ALL DEBRIS THAT IS FLUSHED OUT ONTO LAWN.

KEY TO TILE TYPES



City of Madison Project No. 10011
City of Madison Construction Contract No. 7737



This work was prepared by me or under my supervision, and construction of this project will be under my supervision.

Separation of construction is defined in Section 1.05 of the Rules & Regulations of the Board of Professional Engineers, Architects and Surveyors of the State of Wisconsin.

This drawing is an instrument of service prepared specifically for the project. The Architect is the author and retains all intellectual property rights herein.

© 2015 Isthmus Architecture, Inc.

Rehabilitation of OLIN TERRACE Martin Luther King Jr. Blvd. Madison, WI 53703

Proj. No.: 1509.01

Scale: NOTED

Drawn By: prf/jp

Date: 02/10/2016

Rev. Date: 04/13/2016

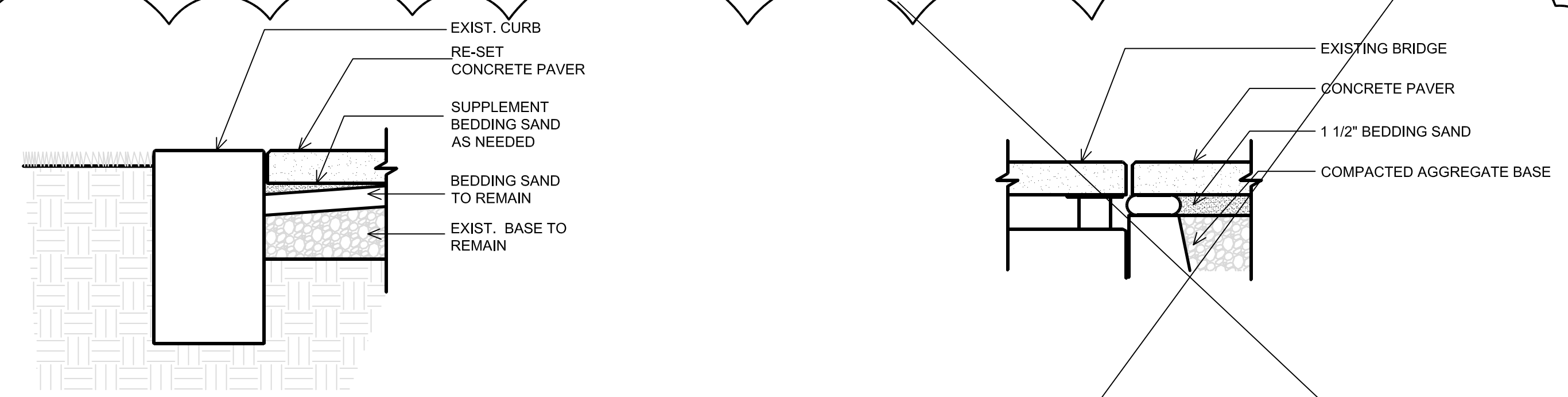
REHABILITATION DETAILS Sheet Title

Sheet No:

A2.0

INSCRIBED TILES - LOCATION DIRECTORY

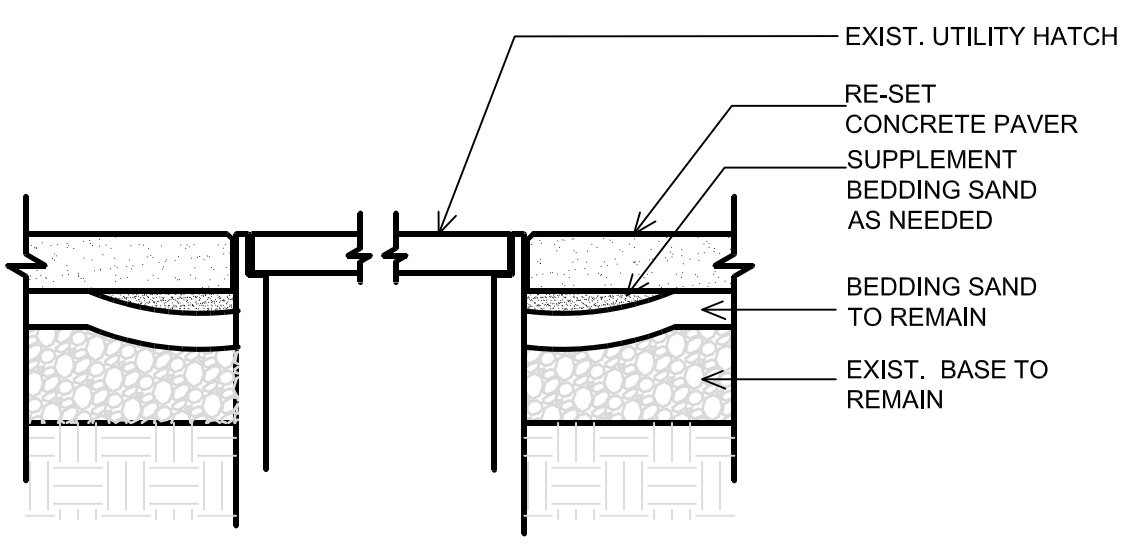
Table with columns for letters A through N, listing names and locations of inscribed tiles. Includes entries like 'A: Cafe Montmartre', 'B: Backus, Diane & Doug', 'C: Capital Cartage, Inc.', etc.



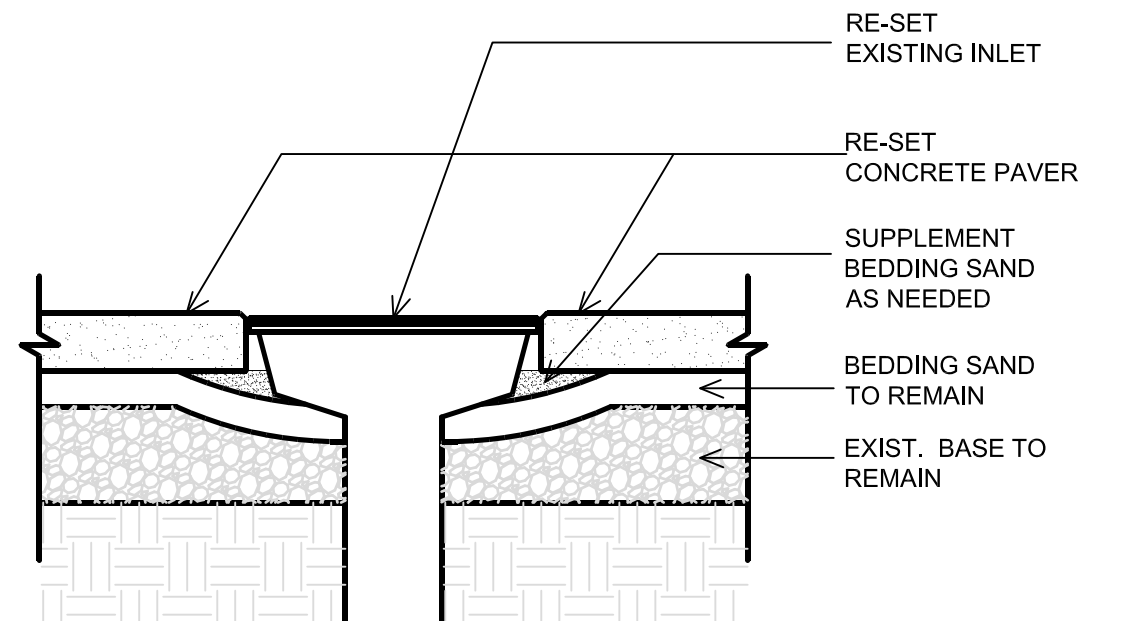
1 TERRACE PAVING - CURB DETAIL Scale: 1 1/2\"/>

6 TERRACE PAVING - BRIDGE DETAIL Scale: 1 1/2\"/>

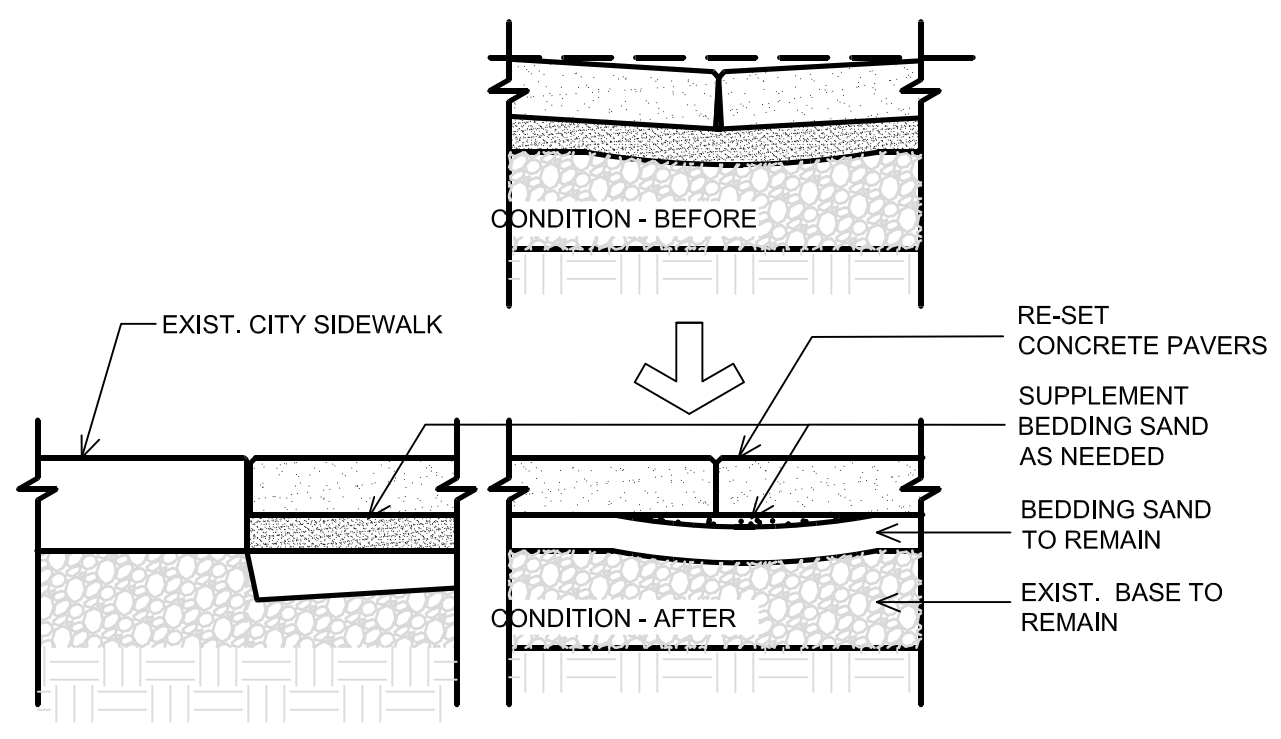
OMITTED DETAIL



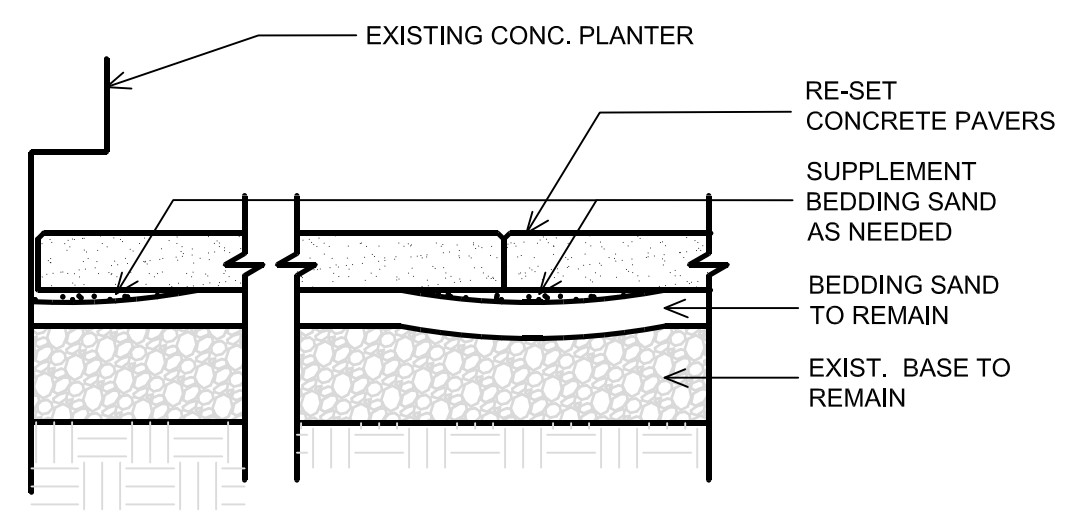
2 TERRACE PAVING - HATCH DETAIL Scale: 1 1/2\"/>



3 TERRACE PAVING - INLET DETAIL Scale: 1 1/2\"/>



4 TERRACE PAVING - SIDEWALK DETAIL Scale: 1 1/2\"/>



5 TERRACE PAVING - PLANTER DETAIL Scale: 1 1/2\"/>